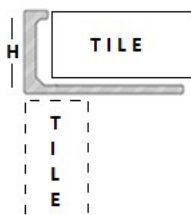


Straight Edge

The Straight Edge profiles are designed to provide a clean and straight finish to all tiling applications. It also provides a protective edge to floor and wall surfaces. This product is available in Aluminium, Brass and Stainless Steel as per the table below. Anodised and powder coated finishes are not advised for high traffic floor areas.



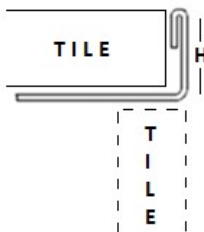
Aluminium



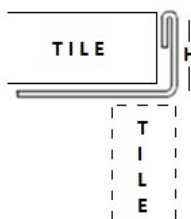
Aluminium



Stainless Steel



Stainless Steel



Brass

Code	Height mm	Width mm	Length m
Aluminium			
SEA4	4	3	2.5
SEA5	5	3	2.5
SEA8	8	3	2.5
SEA10	10	3	2.5
SEA12	12	3	2.5
SEA15	15	3	2.5
SEA17	17	3	2.5
SEA225	22.5	3	2.5

Coloured Finishes

The standard range of anodised colours are:
 Polished Silver (A), Matt Silver (SC), Polished Brass (BR), Matt Brass (MBR) and Bronze (B)

Other anodised and powder coated colours are available on request

Stainless Steel

SES8	8	2	2.5
SES10	10	2	2.5
SES12	12	2	2.5
SES15	15	2	2.5
SES17	17	2	2.5
SES225	22.5	2	2.5

The following grades are available:
 Grade 430: Indoor, outdoor, dry areas - polished finish only
 Grade 304: Indoor, outdoor, humid / damp areas - not near the sea
 Grade 316: Marine grade
 Brushed finish available for all the above grades

Brass

SEB8	8	2	2
SEB10	10	2	2
SEB12	12	2	2
SEB15	15	2	2
SEB17	17	2	2
SEB225	22.5	2	2