
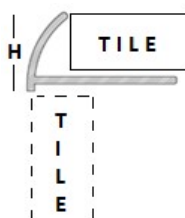


# Round Edge


The Round Edge profiles are an alternative to the Straight Edge profiles. The main difference is the semi-round face. It is designed to protect the edges of tiles on floors and walls efficiently providing function, performance and aesthetics. This product is available in Aluminium, Brass and Stainless Steel as per the table below. Anodised and powder coated finishes are not advised for high traffic floor areas.



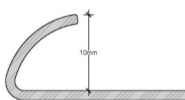
Aluminium



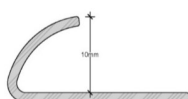
Aluminium



Stainless Steel



Stainless Steel



Brass

Code	Height mm	Width mm	Length m
<b>Aluminium</b>			
REA8	8	–	2.5
REA10	10	–	2.5
REA12	12	–	2.5

<b>Coloured Finishes</b>			
The standard range of anodised colours are: Polished Silver (A), Matt Silver (SC), Polished Brass (BR) Matt Brass (MBR) and Bronze (B) Other anodised and powder coated colours are available on request			

<b>Stainless Steel</b>			
RES10	10	–	2.5
RES12	12	–	2.5

The following grades are available:  
 Grade 430: Indoor, outdoor, dry areas - polished finish only  
 Grade 304: Indoor, outdoor, humid / damp areas - not near the sea  
 Grade 316: Marine grade  
 Brushed finish available for all the above grades

Other sizes available on request

<b>Brass</b>			
REB10	10	–	2
REB12	12	–	2
Other sizes available on request			