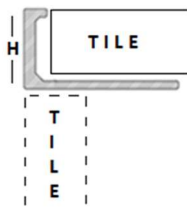


Formable Edge

The Formable Edge profiles are designed to accommodate curved flooring areas. This is a necessity as it preserves the outlines of the shaped flooring designs. It offers a decorative and functional tile edge protection. This product is available in Aluminium, Brass and Stainless Steel as per the table below. Anodised and powder coated finishes are not advised for high traffic floor areas.



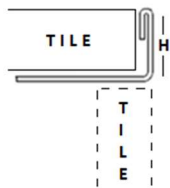
Aluminium



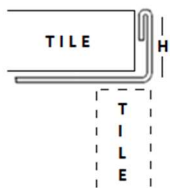
Aluminium



Stainless Steel



Stainless Steel



Brass

Code	Height mm	Width mm	Length m
Aluminium			
FEA4	4	3	2.5
FEA5	5	3	2.5
FEA8	8	3	2.5
FEA10	10	3	2.5
FEA12	12	3	2.5
FEA15	15	3	2.5
FEA17	17	3	2.5
FEA225	22.5	3	2.5
Coloured Finishes			
The standard range of anodised colours are: Polished Silver (A), Matt Silver (SC), Polished Brass (BR), Matt Brass (MBR) and Bronze (B) Other anodised and powder coated colours are available on request			
Stainless Steel			
FES8	8	2	2.5
FES10	10	2	2.5
FES12	12	2	2.5
FES15	15	2	2.5
FES17	17	2	2.5
FES225	22.5	2	2.5
Grade 430: Indoor, outdoor, dry areas - polished finish only Grade 304: Indoor, outdoor, humid / damp areas - not near the sea Grade 316: Marine grade Brushed finish available for all the above grades			
Brass			
FEB8	8	2	2
FEB10	10	2	2
FEB12	12	2	2
FEB15	15	2	2
FEB17	17	2	2
FEB225	22.5	2	2