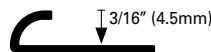


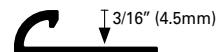


**ROUNDJOLLY** profiles join floor types of different thicknesses, finishing and protecting the tile edge. Available in aluminum and stainless steel, this profile is ideal for renovations with thin tiles.

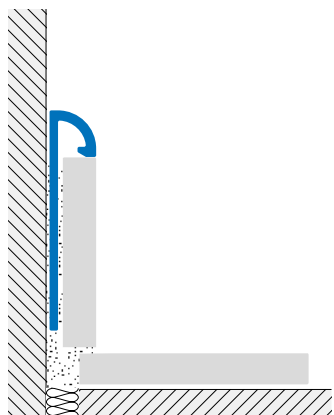
# roundjolly *RJ*



Stainless Steel section



Aluminum section



**ROUNDJOLLY RJ-AS Silver Anodized Aluminum**


This profile has a silver coating which ensures adequate resistance and protection to stress and wear.

**ROUNDJOLLY RJ-I\* Stainless Steel AISI 304 DIN 1.4301**

Stainless steel ensures high resistance to most chemicals, making this profile ideal in food processing plants, commercial kitchens and hospitals.

	H = in	mm	Art.		
Material: Extruded Anodized Aluminum	3/16	4.5	RJ	45	AS
Finish: Silver (AS)					
Length: 8'10" (2.70meters)					
"ultra-thin tiles"					

	H = in	mm	RJ	45	IL/IS
Material: Stainless Steel AISI 304	3/16	4.5	RJ	45	IL/IS
Finish*: Polished (IL), Brushed (IS)					
Length: 8'10" (2.70meters)					
"ultra-thin tiles"					



The **ROUNDJOLLY** profiles protect the tile edge from impact and are a safe alternative to dangerously sharp external tile corners. The rounded section does not require a 45° mitered tile corner, significantly reducing installation time.

# roundjolly RJ

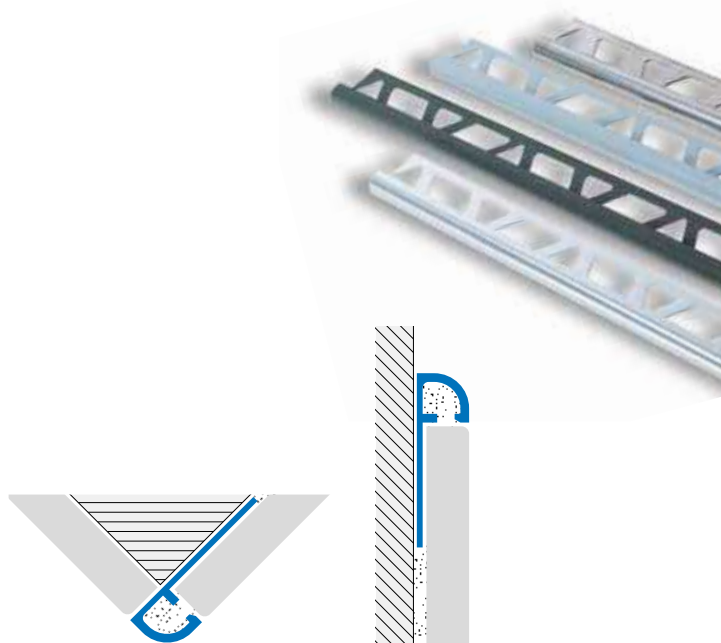


Stainless steel and Brass Section



Aluminum and PVC Section

(RJ 80\*)



### ROUNDJOLLY RJ-I\* Stainless steel AISI 304 - DIN 1.4301 and AISI 316

This stainless steel profile ensures high resistance to most diluted chemicals found in laboratories and aggressive detergents present in food processing plants, commercial kitchens, hospitals and laboratories. The AISI 316 standard version (code ILM) is recommended for marine environments and harsh chemical exposure.

Available in polished (IL), brushed (IS) and sanded (IX) stainless steel.

### ROUNDJOLLY RJ-OC Chromed Brass

This chrome-plated brass profile (OC) is resistant to humidity and mechanical impact.

### ROUNDJOLLY RJ-A\* Anodized Aluminum

This profile has a resistant silver (AS), copper (AR) or titanium (AT) coating. A polished surface finish of this profile, available bright polished chrome (ASB), titanium (ATB), gold (AOB) or copper (ARB), is highly resistant to oxidation and especially suited for matching polished bathroom accessories.

	H = in mm		Art.		
Material: Stainless steel AISI 304	3/16	4.5	RJ	45	IL/IS/ILM
Stainless steel AISI 316 (ILM)	1/4	6	RJ	60	IL/IS/ILM
Finish: Polished (IL), Brushed (IS), Sanded (IX)	5/16	8	RJ	80	IL/IS/IX/ILM
	3/8	10	RJ	100	IL/IS/IX/ILM
Length: 8'10" (2.70meters)	1/2	12.5	RJ	125	IL/IS/IX/ILM
	9/16	15	RJ	150	IL/IS

☒ "thin" line

Material: Brass	1/4	6	RJ	60	OC
	5/16	8	RJ	80	OC
Finish: Chrome (OC)	3/8	10	RJ	100	OC
Length: 8'10" (2.70meters)	1/2	12.5	RJ	125	OC

Material: Extruded Anodized Aluminum	3/16	4.5	RJ	45	AS/ASB
Finish: Silver (AS), Gold (AO), Copper (AR), Titanium (AT), Bright polished chrome (ASB), Bright polished titanium (ATB), Bright polished gold (AOB), Copper bright polished (ARB)	1/4	6	RJ	60	AS/AO/AR/AT/ASB/ATB/AOB/ARB
	5/16	8	RJ	80	AS/AO/AR/AT/ASB/ATB/AOB/ARB
	3/8	10	RJ	100	AS/AO/AR/AT/ASB/ATB/AOB/ARB
Length: 8'10" (2.70meters)	1/2	12.5	RJ	125	AS/AO/AR/AT/ASB/ATB/AOB/ARB

☒ "thin" line



Wall detail of an internal corner joint between **ROUNDJOLLY** trim profiles and **ROUNDCAPSULE** endcap.

**ADDITIONAL ROUNDJOLLY APPLICATIONS:**

- Baseboard trimming
- Edge contouring for tile, natural stone and carpeting

To maximize grip, the internal cavity of the rounded profile section must be fully anchored in the mortar.

**ROUNDJOLLY RJ-A\* Powder Coated Aluminum**

This aluminum profile is color-coated with a polyurethane powder coat that is UV-resistant and guarantees tolerance to most domestic cleaning products and weathering. The rigid, straight profiles serve as a guideline for tile laying along imperfect wall surfaces.

	Color	H = 3/16" (4.5mm)	H = 1/4" (6mm)	H = 5/16" (8mm)	
Material: Powder coated Aluminum	11= Pure White	RJ 45 A 11	RJ 60 A 11	RJ 80 A 11	
	12= White	RJ 45 A 12	RJ 60 A 12	RJ 80 A 12	
	13= Rustic White	-	RJ 60 A 13	RJ 80 A 13	
	21= Light Grey	RJ 45 A 21	RJ 60 A 21	RJ 80 A 21	
	22= Grey	RJ 45 A 22	RJ 60 A 22	RJ 80 A 22	
	23= Cement Grey	RJ 45 A 23	RJ 60 A 23	RJ 80 A 23	
	31= Bahama Beige	RJ 45 A 31	RJ 60 A 31	RJ 80 A 31	
	32= Dark Beige	RJ 45 A 32	RJ 60 A 32	RJ 80 A 32	
	41= Cream	RJ 45 A 41	RJ 60 A 41	RJ 80 A 41	
	42= Ivory	RJ 45 A 42	RJ 60 A 42	RJ 80 A 42	
	51= Black	RJ 45 A 51	RJ 60 A 51	RJ 80 A 51	
	Length: 8'10" (2.70meters)				
		thin line			

	Color	H = 3/8" (10mm)	H = 1/2" (12.5mm)
Material: Powder coated Aluminum	11= Pure White	RJ 100 A 11	RJ 125 A 11
	12= White	RJ 100 A 12	RJ 125 A 12
	13= Rustic White	RJ 100 A 13	RJ 125 A 13
	21= Light Grey	RJ 100 A 21	-
	22= Grey	RJ 100 A 22	RJ 125 A 22
	25= Embossed Cement Grey	RJ 100 A 25	-
	23= Cement Grey	RJ 100 A 23	-
	31= Bahama Beige	RJ 100 A 31	RJ 125 A 31
	32= Dark Beige	RJ 100 A 32	-
	33= Embossed Dove-Grey	RJ 100 A 33	-
	41= Cream	RJ 100 A 41	-
	42= Ivory	RJ 100 A 42	-
	50= Embossed Micaceous	RJ 100 A 50	-
51= Black	RJ 100 A 51	-	
Length: 8'10" (2.70meters)			
	thin line		

**ROUNDJOLLY RJ-P\* Solid Extruded Synthetic Resin**

Extruded as solid synthetic resin, this profile is not simply color-coated; the color is fully embedded in the body of the profile and is available in a vast color range suitable in diverse design settings. This trim profile is easy to cut, saving time and money in the installation process and guaranteeing impeccably durable results. The profile is UV and scratch resistant, tolerant to mechanical impact and most domestic cleaning products.

	Color	H = 1/4" (6mm)	H = 5/16" (8mm)	H = 3/8" (10mm)
Material: Resin top	11= Pure White	RJ 60 P 11	RJ 80 P 11	RJ 100 P 11
	12= White	RJ 60 P 12	RJ 80 P 12	RJ 100 P 12
	21= Light Grey	RJ 60 P 21	RJ 80 P 21	RJ 100 P 21
	22= Grey	RJ 60 P 22	RJ 80 P 22	RJ 100 P 22
	23= Cement Grey	RJ 60 P 23	RJ 80 P 23	RJ 100 P 23
	31= Bahama Beige	RJ 60 P 31	RJ 80 P 31	RJ 100 P 31
	32= Dark Beige	RJ 60 P 32	RJ 80 P 32	RJ 100 P 32
	41= Cream	RJ 60 P 41	RJ 80 P 41	RJ 100 P 41
	42= Ivory	RJ 60 P 42	RJ 80 P 42	RJ 100 P 42
	43= Peach	RJ 60 P 43	RJ 80 P 43	RJ 100 P 43
	44= Light Pink	RJ 60 P 44	RJ 80 P 44	RJ 100 P 44
	45= Light Blue	RJ 60 P 45	RJ 80 P 45	RJ 100 P 45
	46= Light Green	RJ 60 P 46	RJ 80 P 46	RJ 100 P 46
51= Black	RJ 60 P 51	RJ 80 P 51	RJ 100 P 51	
Length: 8'10" (2.70meters)				

**ROUNDCAPSULE RJC and RJI**

Endcaps for the **ROUNDJOLLY** series resolve all types of internal (code RJI), external (code RJC), two-way and three-way intersections. Also available in aluminum with a polished stainless steel surface finish (RJC-A and RJI-A).

	H = in	mm	Plastic	Aluminum	Stainless Steel	Chromed Brass
Material: Plastic, Powder Coated Aluminum, Anodized Aluminum, Stainless steel Polished brushed, Sanded	3/16	4.5	-	RJC 45 A*	RJC 45 IL/IS	-
	1/4	6	RJC/ 60 P*	RJC/ 60 A*	RJC/ 60 IL/IS/ILM	RJC 60 OC
	5/16	8	RJC/ 80 P*	RJC/ 80 A*	RJC/ 80 IL/IS/IX/ILM	RJC 80 OC
	3/8	10	RJC/ 100 P*	RJC/ 100 A*	RJC/ 100 IL/IS/IX/ILM	RJC 100 OC
	1/2	12.5	RJC/ 125 P*	RJC/ 125 A*	RJC/ 125 IL/IS/IX/ILM	RJC 125 OC
	9/16	15	-	-	RJC 150 IL/IS	-
Colors* : as per matching RJ profiles						