



Flair - Basin (Wall-hung)

PRODUCT CODES

WHITE BASIN:
COLOUR BASIN:

NO BOXSET AVAILABLE
WF0208A BASIN-FLAIR-W/HUNG-WHI
WF02**A BASIN-FLAIR-W/HUNG-**

OVERFLOW:

TGWBROSE TG-WASH BASIN OVERFLOW ROSETTE



| WALL-HUNG | WITH BASIN FIXATIONS |

WEIGHT OF BASIN: 6.8kg
BASIN WIDTH: 465mm
BASIN LENGTH: 290mm
BASIN DEPTH: 120mm
WASTE SIZE: 45mm
OVERFLOW SIZE: 24mm
SIDE TAP DIAMETER: 31mm
FIXATION HOLE DISTANCE: 250mm

The Flair basin is a wall-hung basin with fixation.

FLAIR BASIN INSTALLATION GUIDE:

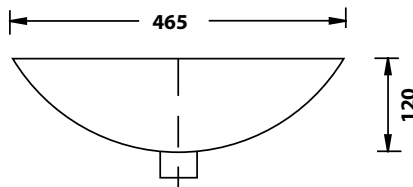
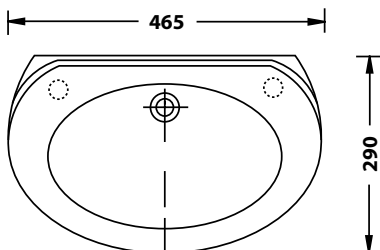
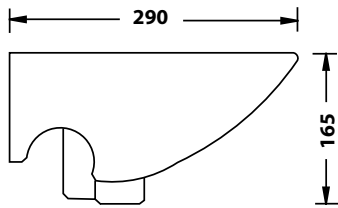
1. Mark the position of the basin on the wall.
2. Screw the basin to the wall or hang it on the brackets depending on the type.
3. Connect the supply pipes to the taps.
4. Fit the trap to the basin waste.
5. Then tighten basin fixation bolts last.

AVAILABLE COLOURS: BASINS



PALLET QUANTITIES

CODE	WHITE
WF0208A	20
WF02**A	20



CERAMIC INDUSTRIES

Tiles & Bathroomware

Creators of style